

## **CITY COUNCIL MEETING AGENDA**

**Monday April 3, 2023 7:00 PM**

**Eldridge Community Center 400 S 16<sup>th</sup> Ave Eldridge, IA**

1. Call to Order and Roll Call
2. Pledge of Allegiance
3. Approval of Agenda
4. Public Comment
  
5. Mayor's Agenda
  - A. Consideration to Approve City Council Minutes from March 20, 2023
  - B. Consideration to Approve Bills Payable
  - C. Proclamation of Junior Achievement Day on April 6<sup>th</sup>, 2023.
  - D. Consideration to Approve a Liquor License Renewal for Rudy's Tacos
  - E. Consideration to Approve a Liquor License Renewal for Cabos Cantina & Grill
  - F. Consideration to Approve a Liquor License Renewal for The Granary
  - G. Consideration of Re-appointing Bob Kuehl to a 5-Year Term on the Board of Adjustments
  
6. Old Business
  - A. Consideration of Third and Final Reading of Ordinance 2023-11 Rezoning 213 West Donahue Street from C-2 Central Business District to R-3 Multiple Family Residential District
  
7. New Business
  - A. Open Public Hearing on FY24 Proposed City Budget
  - B. Close Public Hearing on FY24 Proposed City Budget
  - C. Consideration of Resolution 2023-10 Approving the FY24 City Budget
  - D. Consideration of Resolution 2023-11 Establishing a K-9 and Donation Policy
  - E. Consideration of Resolution 2023-12 Establishing a Police Forfeiture Funds Policy
  
8. Closed Session per Iowa Code 21.5(1) "To evaluate the professional competency of an individual whose appointment, hiring, performance, or discharge is being considered when necessary to prevent needless and irreparable injury to that individual's reputation and that individual requests a closed session."
  
9. Adjournment

Mayor Frank King  
Councilman Adrian Blackwell

Councilman Bruce Cheek  
Councilman Bernie Peeters

Councilman Brian Dockery  
Councilman Daniel Collins

# City of Eldridge City Council Meeting Minutes

The City of Eldridge, Iowa met in an open session at Eldridge City Hall at 7:02 p.m., March 20, 2023.

Council Members Present: Adrian Blackwell, Bruce Cheek, Brian Dockery & Dan Collins. Bernie Peeters arrived at 7:03 p.m. after the approval of the agenda and approval of meeting minutes from March 6, 2023.

Council Members Absent: None

Presiding: Mayor Frank King

Also present: Jeff Martens, Ashley Lacey, Tony Rupe, Joe Sisler, Garrett Jahns, Marty O'Boyle, Mark Ridolfi, and Dale Grunwald.

Motion by Dockery to approve the agenda. Second by Cheek. Motion approved unanimously by voice vote.

## Mayor's Agenda

Motion by Blackwell to approve City Council Minutes from March 6, 2023. Second by Collins. Motion approved unanimously by voice vote.

Motion by Cheek to approve the bills payable in the amount of \$373,826.69. Second by Blackwell. Motion approved unanimously by voice vote.

Motion by Dockery to approve a liquor license for Rolling Hills Event Center. Second by Cheek. Motion approved unanimously by voice vote.

## Old Business

Mayor King verified with city staff that no comments or concerns had been received after the second reading of Ordinance 2023-06. Motion by Cheek, second by Blackwell to approve the third and final reading of Ordinance 2023-06 adopting the State of Iowa's Mechanical, Electric, and Plumbing codes. Roll Call vote indicated Peeters (Aye), Dockery (Aye), Collins (Aye), Blackwell (Aye), and Cheek (Aye). Motion passes 5-0.

Mayor King verified with city staff that no comments or concerns had been received after the second reading of Ordinance 2023-07 Updating City Sign Regulations. Motion by Collins, second by Peeters to approve the third and final reading of Ordinance 2023-07 Updating City Sign Regulations. Roll Call vote indicated Dockery (Aye), Collins (Aye), Blackwell (Aye), Cheek (Aye), and Peeters (Aye). Motion passes 5-0.

Mayor King verified with city staff that no comments or concerns had been received after the second reading of Ordinance 2023-08. Motion by Blackwell, second by Dockery to approve the third and final reading of Ordinance 2023-08, Updating Permitted Uses in a Light Industrial and General Industrial Zone. Roll Call vote indicated Collins (Aye), Blackwell (Aye), Cheek (Aye), Peeters (Aye), and Dockery (Aye). Motion passes 5-0.

Mayor King verified with city staff that no comments or concerns had been received after the second reading of Ordinance 2023-09. Motion by Dockery, second by Cheek to approve the third and final reading of Ordinance 2023-09 Updating Parking Surface Requirements in Public/Municipal Zones. Roll Call vote indicated Blackwell (Aye), Cheek (Aye), Peeters (Aye), Dockery (Aye), and Collins (Aye). Motion passes 5-0.

Mayor King verified with city staff that no comments or concerns had been received after the second reading of Ordinance 2023-10 Updating Fence Regulations. Motion by Collins, second by Cheek to approve the third and final reading of Ordinance 2023-10 Updating Fence Regulations. Roll Call vote indicated Cheek (Aye), Peeters (Aye), Dockery (Aye), Collins (Aye), and Blackwell (Aye). Motion passes 5-0.

Mayor King verified with city staff that no comments or concerns had been received after the first reading of the Ordinance 2023-11 rezoning 213 West Donahue Street from C-2 Central Business District to R-3 Multiple Family Residential District. Motion by Blackwell, second by Peeters, to approve the second reading of Ordinance 2023-11 rezoning 213 West Donahue St. Roll Call vote indicated Peeters (Aye), Dockery (Aye), Collins (Aye), Blackwell (Aye), and Cheek (Aye). Motion passes 5-0.

#### New Business

Motion by Blackwell, second by Cheek to approve Resolution 2023-07 Vacating a Sewer Easement at Lot 1 of Muhs Tracts Commercial Park Second Addition. Roll Call vote indicated Dockery (Aye), Collins (Aye), Blackwell (Aye), Cheek (Aye), and Peeters (Aye). Motion passes 5-0.

Motion by Dockery, second by Peeters to approve Resolution 2023-08 Approving Budgeted Interfund Transfers. Roll Call vote indicated Collins (Aye), Blackwell (Aye), Cheek (Aye), Peeters (Aye), and Dockery (Aye). Motion passes 5-0.

Motion by Dockery, second by Collins to approve the 2023 Road Closure Request for the Eldridge North Scott Chamber Moonlight Chase and Eldridge Summer Festival. Motion approved unanimously by voice vote.

Officer Garret Jahns gave a presentation to the council, thanking them for all the support they give to the Police Department, and what their future goals are when it comes to community events. Officer Jahns asked the council to approve National Night Out for this year and every 1<sup>st</sup> Tuesday of August along with a golf outing every year to raise money for the K-9. Dockery expressed his thoughts on being on board with approving NNO for every year going forward but would like the golf outing to take place this year and reevaluate after the first one is complete. Blackwell questioned why we are not having the golf outing locally, Chief Sisler stated that they wanted an 22-hole course because the interest in the outing is a larger number, and they want to be able to have 36 teams.

Motion by Blackwell, second by Cheek approving National Night Out on August 1, 2023, and every 1<sup>st</sup> Tuesday of August going forward. Motion approved unanimously by voice vote.

Motion by Dockery, second by Collins approving the golf outing at Hidden Hills Golf Course on May 26, 2023. Motion approved unanimously by voice vote.

Motion by Peeters, second by Cheek to approve Resolution 2023-09 Adopting the Scott County Multi-Jurisdictional Hazard Mitigation Plan. Roll Call vote indicated Blackwell (Aye), Cheek (Aye), Peeters (Aye), Dockery (Aye), and Collins (Aye). Motion passes 5-0.

Closed Session

Consideration of closed session pursuant to Iowa Code 21.5(1)I “To evaluate the professional competency of an individual whose appointment, hiring, performance, or discharge is being considered when necessary to prevent needless and irreparable injury to that individual’s reputation and that individual requests a closed session.”

Motion by Peeters to move into closed session at 7:50 p.m. Second by Dockery. Roll Call vote indicated Cheek (Aye), Peeters (Aye), Dockery (Aye), Collins (Aye), and Blackwell (Aye). Motion passes 5-0.

Motion by Dockery to reenter open session at 8:30 p.m. Second by Blackwell. Roll Call vote indicated Peeters (Aye), Dockery (Aye), Collins (Aye), Blackwell (Aye), and Cheek (Aye). Motion passes 5-0.

Dockery made a motion to adjourn at 8:30 p.m. Second by Blackwell. Motion approved unanimously by voice vote.

Frank King  
Mayor

Ashley Lacey  
Billing Clerk

Bills for March 20, 2023

A & A REFRIGERATION INC	ICE MACHINE	66.87
AHLERS & COONEY P.C.	HANDBOOK	2,771.50
ALLIANT ENERGY CO.	UTILITES	450.35
ALWAYS CLEAN	CLEANING	472.50
AMAZON CAPITAL SERVICES	FRAMES, PRINTER, DVDS	2,082.11
AMERICAN LEGAL	CITY CODE UPDATE	54.00
AQUA-TECH CAR WASH	PD CARWASH	85.00
AUXIENT	MEDICAL CLAIMS	81.73
BROOKS LAW FIRM	LEGAL SERVICE	1,064.00
BUSINESS RADIO SALES	RADIO ANTENNAS	1,234.84
CARGILL INC.	SALT	9,173.02
CCP INDUSTRIES INC.	SHOP RAGS	130.55
CENTRAL SCOTT TELEPHONE	INTERNET AND TELEPHONE	1,060.64
CINTAS CORPORATION	FLOOR MATS	42.68
COBRA GRAPHICS	TRUCK DOOR DECALS	183.00
COMMERCIAL PRINTERS	TRESPASS NOTICE	54.60
CUMMINS SALES AND SERVICE	GARBAGE TRUCK COOLANT	205.23
ELDRIDGE ELECT. UTILITY	STREET LIGHTS	3,570.84
ESRI	GIS MAINTANCE	220.00
FOUR WINDS	2022 F350 ACCESSORIES	532.00
HENDERSON PRODUCTS INC	2013 DUMP TRUCK SIGHT GUAGE	65.62
IOWA PRISON INDUSTRIES	NO PARKING SIGNS	110.00
ISU EXTENSION	WESSEL/SCHNECKLOTH PESTICIDE RENEWAL	100.00
KIESLER POLICE SUPPLY	RIFLE AMMO	1,526.88
LEGAT ARCHITECTS	NS YMCA	82.69
LINDQUIST FORD INC	DOOR HINGE	43.32
LOGAN CONTR SUPPLY INC.	AIR HOSE	123.58

MANATTS INC	PREMIX 3 TON ASPHALT	405.00
MENARDS	MONITOR MOUNT/WINDOW BLINK	91.09
MIDAMERICAN ENERGY	UTILITES	14,403.66
MIDWEST WHEEL	LIGHT AND WASHER FLUID	446.06
MILLS CHEVROLET	2013 TAHOE CONTROL MODULE	892.96
MUTUAL WHEEL CO.	2022 F3500 ROOF LIGHT	239.94
NAPA AUTO PARTS	FILTERS/WIPERS	396.77
NORTH SCOTT PRESS	PUBLICATIONS	518.40
POWER PROCESS	GRIT PUMP REBUILD	2,846.00
QUAD CITY SAFETY INC.	EARPLUGS AND SAFETY GLASSES	180.56
REPUBLIC SERVICES #400	GARBAGE SERVICES	31,981.25
REXCO EQUIPMENT INC.	EQUIPMENT RENTAL	475.00
RIVER CITIES MANAGEMENT	MARCH/APRIL RENT	3,626.00
RIVER VALLEY TURF	FILTER/COOLANT	154.57
SAM LLC	GIS HOSTING FEES	225.00
SCOTT COUNTY LIBRARY	BIANNUAL TAX PAYMENT	133,088.00
SHARED IT INC	IT SERVICES	1,241.03
TBTG LLC (LMT DEFENSE)	TIF REBATE	62,241.00
THOMPSON TRUCK & TRAILER	BEARINGS/GASKET/FILTERS	446.50
TRI STATE ENGINE SERVICE LLC	BRUSH CHIPPER WATER PUMP	330.49
TYLER TECHNOLOGIES	CONTENT MANAGER	5,029.25
UNIFORM DEN INC.	JOHNSON CLOTHING ALLOWANCE	81.75
USA BLUE BOOK	SEWER LAB TEST SUPPLIES	434.72
VALLEY CONSTRUCTION	SOUTH 1ST ST TRAIL	85.32
VERIZON WIRELESS	CELLULAR SERVICE	473.58
WEX BANK	FUEL	4,524.42
WORKFORCE SOLUTIONS	LELLIG CONFERENCE REGISTRATION	285.00
PAYROLL	PAYROLL	81,025.65
BASS PRO STORE	LELLIG CLOTHING ALLOWANCE	179.58
IOWA POLICE CHIEFS ASSOC	MEMBERSHIP	125.00
ADOBE	ANNUAL SOFTWARE	254.27
WALMART	COUNCIL ROOM WALL MONITOR	286.76
WIX.COM	WEBSITE DOMAIN RENEWAL	410.88
USPS	POSTAGE	5.70
NORTHERN TOOL	PUMP AND HOSE	192.96
AMAZON	AWARD FRAMES	70.60
INDEED	JOB LISTING	38.00
CASEYS	GAS CAN FUEL	7.90
CENEX BIG TENS	GAS TRUCK 39	126.00
FARM & FLEET	PTO PIN/GREASE	178.13
GALLS	GALE CLOTHING ALLOWANCE	194.39
	TOTAL	373,826.69

## BILLS PAYABLE APRIL 3, 2023

POLICE	001-5-110-6727	424 WARNING SYSTEMS LLC	REPLACE LIGHTS ON SQUAD 511	\$275.00
STREET DEPT	001-5-210-6310	ACCESS SYSTEMS LEASING	CITY SHOP COPIER LEASE	\$20.48
FINANCE	001-5-620-6340	ACCESS SYSTEMS LEASING	CITY HALL COPIER LEASE	\$316.07
LEGAL	001-5-640-6411	AHLERS & COONEY P.C.	CITY CODE ASSISTANCE	\$633.00
SPLIT	SPLIT	AUXIENT	SELF INSURANCE	\$376.59
ROAD USE	110-5-210-6752	CHUMBLEY COMMERCIAL CONCRETE LLC	STREET & SIDEWALKS	\$2,150.00
STREET DEPT	001-5-210-6310	CINTAS CORPORATION	MATS	\$45.49
FINANCE	001-5-620-6409	CINTAS CORPORATION	MATS	\$85.37
STREET DEPT	001-5-210-6310	CINTAS FIRST AID & SAFETY D89	FIRST AID	\$58.78
INSURANCE	820-5-820-6151	COBRA HELP	ACTIVE EMPLOYEES	\$22.40
SPLIT	SPLIT	DELTA DENTAL	DENTAL INSURANCE	\$1,664.57
VEHICLE MAINT	001-5-299-63322	DULTMEIER SALES	STREET SWEEPER	\$23.60
VEHICLE MAINT	001-5-299-63322	EASTERN IOWA TIRE	TIRES RAM 5500	\$76.00
VEHICLE MAINT	001-5-299-63322	ELDRIDGE WELDING	2 PC TUBES	\$40.00
VEHICLE MAINT	001-5-299-63323	ELDRIDGE WELDING	ELDRIDGE WELDING	\$89.80
SEWER	610-5-815-6490	ENVIRONMENTAL RESOURCE ASSOCIATES	STATE LAB TESTING	\$504.95
POLICE	001-5-110-6240	GALE RYAN	TRAINING	\$80.00
VEHICLE MAINT	001-5-299-63323	GILLESPIE AUTO ELECTRIC INC	UNIT 38	\$150.00
POLICE	001-5-110-6470	HUMANE SOCIETY OF	1600 E LEONARD CT	-\$50.00
POLICE	001-5-110-6470	HUMANE SOCIETY OF	BOARDING FEES	\$50.00
POLICE	001-5-110-6470	HUMANE SOCIETY OF	BOARDING FEES	\$50.00
STREET DEPT	001-5-210-6250	IA ASSN. MUNICIPAL UTIL.	CITY MEMBER DUES	\$250.00
SEWER	610-5-815-6230	IA ASSN. MUNICIPAL UTIL.	CITY MEMBER DUES	\$250.00
SEWER	610-5-815-6320	JC CROSS CO.	AIR FILTERS DIGESTER BLOWERS	\$300.00
POLICE	001-5-110-6727	KIESLER POLICE SUPPLY	AMMO	\$1,034.10
SEWER	610-5-815-6310	MENARDS	DOOR REPAIR GATE REMOTE	\$486.10
SEWER	610-5-815-6320	MENARDS	DRILL BITS	\$83.95
STREET DEPT	001-5-210-6310	MERSCHMAN HARDWARE	SUMP PUMP	\$159.99
STREET DEPT	001-5-210-6310	MERSCHMAN HARDWARE	CASTER PLATE	\$55.96
STREET DEPT	001-5-210-6310	MERSCHMAN HARDWARE	DISH SOAP	\$13.98
STREET DEPT	001-5-210-6331	MERSCHMAN HARDWARE	PROPANE FILL	\$31.99
VEHICLE MAINT	001-5-299-63322	MERSCHMAN HARDWARE	COATING OF BED-YARDWASTE TRK	\$40.16
VEHICLE MAINT	001-5-299-63322	MERSCHMAN HARDWARE	MISC FASTENERS	\$4.59
VEHICLE MAINT	001-5-299-63322	MERSCHMAN HARDWARE	MISC FASTENERS	\$12.68
SEWER	610-5-815-6310	MERSCHMAN HARDWARE	COPY KEYS	\$13.95
SEWER	610-5-815-6310	MERSCHMAN HARDWARE	KLEENEX	\$11.77
SEWER	610-5-815-6320	MERSCHMAN HARDWARE	SHOP VAC	\$102.99
SEWER	610-5-815-6320	MERSCHMAN HARDWARE	BATTERIES	\$31.98
VEHICLE MAINT	001-5-299-63323	MICHAEL TODD & CO. INC.	GRADER BLADE	\$1,970.90
STREET DEPT	001-5-210-6371	MIDAMERICAN ENERGY COMPANY	105 E LECLAIRE RD SIGN SHOP	\$312.06
STREET DEPT	001-5-210-6371	MIDAMERICAN ENERGY COMPANY	105 E LECLAIRE RD	\$107.10
STREET DEPT	001-5-210-6371	MIDAMERICAN ENERGY COMPANY	105 E LECLAIRE RD	\$524.86
STREET LIGHT	001-5-230-6371	MIDAMERICAN ENERGY COMPANY	2951 S 9TH AVE SIREN	\$10.81
FINANCE	001-5-620-6371	MIDAMERICAN ENERGY COMPANY	313 N 3RD ST UNIT 4	\$50.45
FINANCE	001-5-620-6371	MIDAMERICAN ENERGY COMPANY	301 N 3RD ST UNIT 1	\$31.79
FINANCE	001-5-620-6371	MIDAMERICAN ENERGY COMPANY	309 N 3RD ST UNIT 3	\$23.79
SEWER	610-5-815-6371	MIDAMERICAN ENERGY COMPANY	601 TRAILS RD	\$7,676.75

## BILLS PAYABLE APRIL 3, 2023

SEWER	610-5-815-6371	MIDAMERICAN ENERGY COMPANY	305 N 3RD ST	\$14.14
SEWER	610-5-815-6371	MIDAMERICAN ENERGY COMPANY	601 TRAILS RD	\$2,207.02
VEHICLE MAINT	001-5-299-63322	MILLS CHEVROLET	UNIT 87	\$174.06
FINANCE	001-5-620-6506	OFFICE SPECIALISTS	PAPER	\$99.98
FINANCE	001-5-620-6506	OFFICE SPECIALISTS	PAPER	\$30.57
SEWER	610-5-815-6506	OFFICE SPECIALISTS	BINDERS	\$6.00
SEWER	610-5-815-6506	OFFICE SPECIALISTS	BINDERS	\$22.88
SEWER	610-5-815-6332	P & K MIDWEST INC	19 JOHN DEERE SERVICE	\$2,660.37
SPLIT	SPLIT	PAYROLL	PAYROLL	\$79,925.68
FINANCE	001-5-620-6408	PORTER INSURANCE	CYBER INSURANCE	\$1,019.22
SEWER	610-5-815-6408	PORTER INSURANCE	CYBER INSURANCE	\$611.53
STREET DEPT	001-5-210-6310	QUAD CITIES TAS	ANSWERING SERVICE	\$31.55
SEWER	610-5-815-6373	QUAD CITIES TAS	ANSWERING SERVICE	\$31.56
POLICE	001-5-110-6331	RADAR ROAD TEC	RADAR CERT	\$210.00
SANITATION	001-5-290-6601	REPUBLIC SERVICES #400	GARBAGE STICKERS	\$40.00
VEHICLE MAINT	001-5-299-63322	RIVER VALLEY TURF	POLE SAW REPAIR	\$34.49
VEHICLE MAINT	001-5-299-63322	RIVER VALLEY TURF	CONCRETE SAW REPAIR	\$48.17
ROAD USE	110-5-210-6530	RIVERSTONE GROUP INC	COLD MIX	\$194.60
FINANCE	001-5-620-6506	RNJS DISTRIBUTION INC.	WATER	\$20.80
POLICE	001-5-110-6413	SCOTT COUNTY SHERIFFS DEPT.	BOOKING FEES	\$300.00
VEHICLE MAINT	001-5-299-63323	THOMPSON TRUCK & TRAILER	TENSIONER	\$228.98
FINANCE	001-5-620-6319	TYLER TECHNOLOGIES	CONTENT MANAGER	\$292.50
POLICE	001-5-110-6181	UNIFORM DEN INC.	CAVANAUGH CLOTHING	\$72.25
SPLIT	SPLIT	UNUM	LIFE INSURANCE	\$260.46
POLICE	001-5-110-6373	VERIZON WIRELESS	CELLULAR	\$610.71
SPLIT	SPLIT	WELLMARK	MEDICAL INSURANCE	\$19,537.67

\$128,939.99



**President & CEO**  
Dougal Nelson

**Governing Board**  
Nick Kremer  
*Chair*  
Chris Maiers  
*Vice Chair*  
Ryan Weber  
*Immediate Past Chair*  
Chad Ulrich  
*Treasurer*  
Shannon Hunter  
*Secretary*  
Brian Duffy  
*Central Region Board Chair*  
Michael Pennington  
*North Region Board Chair*  
Lisa Sabers  
*North Region Board Vice Chair*  
Bob Howard  
*South Region Board Chair*

**Central Region Board**  
Brian Duffy, *Chair*  
Debbie Anselm  
Erin Daniel  
Brennan Hawley  
Mo Hyder  
Nick Kremer  
Anna Kyer  
Reginald L. Lawrence II  
Matt Maiers  
Bob Marriott  
Molly Mayfield  
Bill Onions  
Matt Rebro  
Jeff Reynolds  
Rachel Savage  
TJ Schneckloth  
Kerry Smith  
Kurt Spurgeon  
Brian Strusz  
Joe Stutting  
Mike Thoms  
Marguerite Tomlin  
Rob Tucker  
Chad Ulrich  
Cale VanGenderen  
Ryan Weber  
Eric Westphall

Dear Mayor King:

I am writing you to ask for your support in declaring Thursday, April 6, 2023 as Junior Achievement Day in Eldridge.

“Practice makes perfect.” – Benjamin Franklin

This is a quote we have heard from the time we were little even into adulthood. If you were an athlete, you heard it from your coaches, support staff, and parents. Now imagine this quote never existed and instead read, “Good luck. I hope it works out for you.” No one explained the rules of the game. No practice. No game plan. No coaches. Just go out there and do your best, kid, but your best wasn’t good enough. It would be unfair, but nobody would blame the player. They would blame the circumstances.

This type of scenario doesn’t happen in sports, but it does happen in the game of life. No one explains the rules. No discussions of how money works. No game plan for how education supports your future job or career. And certainly, no coaching about how to start or run a business. We’re told just go out there and do your best, kid. But our best isn’t good enough. We’re unprepared for the game. This time, though, people blame the player. Not the circumstances. A more fitting saying would be, “it’s a dog-eat-dog world” ...until now.

JA volunteers change the game for our students. They are the player that ignites those around them to do better and be better. They are the ones that young people need. Young people need someone to share their personal and professional experiences and skills to help them make the connection between what they learn in school and life outside the classroom. Someone they can relate to and yet aspire to be.

Our research shows that students who have experienced JA go on to have a greater belief in self and sense of purpose. They report higher levels of career satisfaction, confidence in managing money, and willingness to start and run a business.





By declaring April 6, 2023 as JA Day, you will recognize and celebrate JA's mission in Eldridge.

Enclosed is a copy of the proclamation. I ask that you copy the proclamation onto your city letterhead and sign. If possible, we would like to receive a copy for our records.


Please send to:

Junior Achievement of the Heartland  
800 12<sup>th</sup> Avenue Moline, IL 61265  
Email: [makenzie.morris@ja.org](mailto:makenzie.morris@ja.org) | Fax: 309-736-1762

I hope you will join us in this special celebration. Thank you!

Sincerely,

Makenzie Morris  
Marketing Manager



## PROCLAMATION

WHEREAS, the City of Eldridge will observe Junior Achievement Day on April 6, 2023, as an opportunity to recognize and celebrate Junior Achievement of the Heartland for empowering our young people to own their economic success, and

WHEREAS, Junior Achievement of the Heartland's educational contribution equips our young people to become the next generation of productive employees and self-sufficient citizens to ensure the economic prosperity of Eldridge, and

WHEREAS, it is fitting for parents, educators, businesses and other members of the community to join in Junior Achievement's effort to ensure the future success and economic health of our young people and the communities in which they live.

NOW, THEREFORE, I, Frank King, Mayor of Eldridge, do hereby proclaim official recognition of April 6, 2023 as Junior Achievement Day in the City of Eldridge, Iowa.

---

Frank King, Mayor



# State of Iowa

Alcoholic Beverages Division

## Applicant

NAME OF LEGAL ENTITY	NAME OF BUSINESS(DBA)	BUSINESS		
Kevin Seymour	Rudy's Tacos	(563) 285-6844		
ADDRESS OF PREMISES	PREMISES SUITE/APT NUMBER	CITY	COUNTY	ZIP
150 S. 14th Ave		Eldridge	Scott	52748
MAILING ADDRESS	CITY	STATE	ZIP	
150 S. 14th Ave	Eldridge	Iowa	52748	

## Contact Person

NAME	PHONE	EMAIL
Kevin Seymour	(309) 737-9710	karip84@hotmail.com

*Handwritten signature and date: 3/17/23*

## License Information

LICENSE NUMBER	LICENSE/PERMIT TYPE	TERM	STATUS
LC0042532	Class C Retail Alcohol License	12 Month	Submitted to Local Authority

EFFECTIVE DATE	EXPIRATION DATE	LAST DAY OF BUSINESS
May 20, 2023	May 19, 2024	

### SUB-PERMITS

Class C Retail Alcohol License



# State of Iowa

Alcoholic Beverages Division

PRIVILEGES

Outdoor Service

## Status of Business

BUSINESS TYPE

Sole Proprietor

## Ownership

• Individual Owners

NAME	CITY	STATE	ZIP	POSITION	% OF OWNERSHIP	U.S. CITIZEN
Kevin Seymour	Eldridge	Iowa	52748	Owner	100.00	Yes
DENISE BENSON	Long Grove	Iowa	52756			

## Insurance Company Information

INSURANCE COMPANY

West Bend Mutual Insurance Company

POLICY EFFECTIVE DATE

May 20, 2023

POLICY EXPIRATION DATE

May 20, 2024

DRAM CANCEL DATE

OUTDOOR SERVICE EFFECTIVE DATE

OUTDOOR SERVICE EXPIRATION DATE

BOND EFFECTIVE DATE

TEMP TRANSFER EFFECTIVE DATE

TEMP TRANSFER EXPIRATION DATE



# State of Iowa

Alcoholic Beverages Division

## Applicant

NAME OF LEGAL ENTITY	NAME OF BUSINESS(DBA)	BUSINESS
CABOS CANTINA & GRILL INC.	Cabos Cantina and Grill	(563) 285-9051

ADDRESS OF PREMISES	PREMISES SUITE/APT NUMBER	CITY	COUNTY	ZIP
1500 East Le Claire Road		Eldridge	Scott	52748

MAILING ADDRESS	CITY	STATE	ZIP
1500 East Le Claire Road	Eldridge	Iowa	52748

*Approved*  
*CS 21/23*  
*EL 108*

## Contact Person

NAME	PHONE	EMAIL
Luis Alberto	(563) 528-5420	whiskymartinez902@gmail.com

## License Information

LICENSE NUMBER	LICENSE/PERMIT TYPE	TERM	STATUS
LC0047052	Class C Retail Alcohol License	12 Month	Submitted to Local Authority

EFFECTIVE DATE	EXPIRATION DATE	LAST DAY OF BUSINESS
May 1, 2023	Apr 30, 2024	

### SUB-PERMITS

Class C Retail Alcohol License



# State of Iowa

Alcoholic Beverages Division

## PRIVILEGES

Catering, Outdoor Service

## Status of Business

### BUSINESS TYPE

Corporation

## Ownership

### • Individual Owners

NAME	CITY	STATE	ZIP	POSITION	% OF OWNERSHIP	U.S. CITIZEN
Luis Alberto	Davenport	Iowa	52806	owner	100.00	Yes

## Insurance Company Information

### INSURANCE COMPANY

West Bend Mutual Insurance Company

### POLICY EFFECTIVE DATE

May 1, 2023

### POLICY EXPIRATION DATE

May 1, 2024

### DRAM CANCEL DATE

### OUTDOOR SERVICE EFFECTIVE DATE

### OUTDOOR SERVICE EXPIRATION DATE

### BOND EFFECTIVE DATE

### TEMP TRANSFER EFFECTIVE DATE

### TEMP TRANSFER EXPIRATION DATE



# State of Iowa

Alcoholic Beverages Division

## Applicant

NAME OF LEGAL ENTITY	NAME OF BUSINESS(DBA)	BUSINESS		
THE TWISTED BREWER LLC	The Granary	(309) 912-2089		
ADDRESS OF PREMISES	PREMISES SUITE/APT NUMBER	CITY	COUNTY	ZIP
219 N 1st Street		eldridge	Scott	52748
MAILING ADDRESS	CITY	STATE	ZIP	
20830 270th Street	Eldridge	Iowa	52748	

## Contact Person

NAME	PHONE	EMAIL
salvador e castaneda	(309) 912-2089	chavacastaneda@gmail.com

## License Information

LICENSE NUMBER	LICENSE/PERMIT TYPE	TERM	STATUS
LC0048272	Class C Retail Alcohol License	12 Month	Submitted to Local Authority

EFFECTIVE DATE	EXPIRATION DATE	LAST DAY OF BUSINESS
May 20, 2023	May 19, 2024	

SUB-PERMITS  
Class C Retail Alcohol License, Special Class A Beer Permit

*OK to approve*  
*[Signature]* #110



# State of Iowa

Alcoholic Beverages Division

## PRIVILEGES

Outdoor Service

## Status of Business

### BUSINESS TYPE

Limited Liability Company

## Ownership

### • Individual Owners

NAME	CITY	STATE	ZIP	POSITION	% OF OWNERSHIP	U.S. CITIZEN
Salvador Castaneda	Eldridge	Iowa	52748	owner	100.00	Yes

## Insurance Company Information

INSURANCE COMPANY	POLICY EFFECTIVE DATE	POLICY EXPIRATION DATE
MOUNT VERNON FIRE INS CO	May 1, 2023	May 20, 2024


DRAM CANCEL DATE	OUTDOOR SERVICE EFFECTIVE DATE	OUTDOOR SERVICE EXPIRATION DATE
	June 30, 2022	

BOND EFFECTIVE DATE	TEMP TRANSFER EFFECTIVE DATE	TEMP TRANSFER EXPIRATION DATE
Jan 24, 2021		



# City of Eldridge

## MEMORANDIUM



To: Mayor & City Council  
From: Tony Rupe, City Administrator  
Re: Board of Adjustments  
Date: 3/31/23

Mayor and Council


Bob Kuehl's term on the Board of Adjustments expired on 3/19/23. Mayor King has spoken with Mr. Kuehl and he would like to continue his service on the Board of Adjustments.

Mayor King is recommending that the Council approve re-appointing Bob Kuehl to another 5-year term on the Board of Adjustments with the new term expiring on 3/19/28.

Mayor Frank King  
Councilman Adrian Blackwell

Councilman Bruce Cheek  
Councilman Daniel Collins

Councilman Bernie Peeters  
Councilman Brian Dockery



To: Mayor and City Council  
From: Jeff Martens, Assistant City Administrator  
Re: 213 W. Donahue St. Rezoning  
Date: 03/06/23

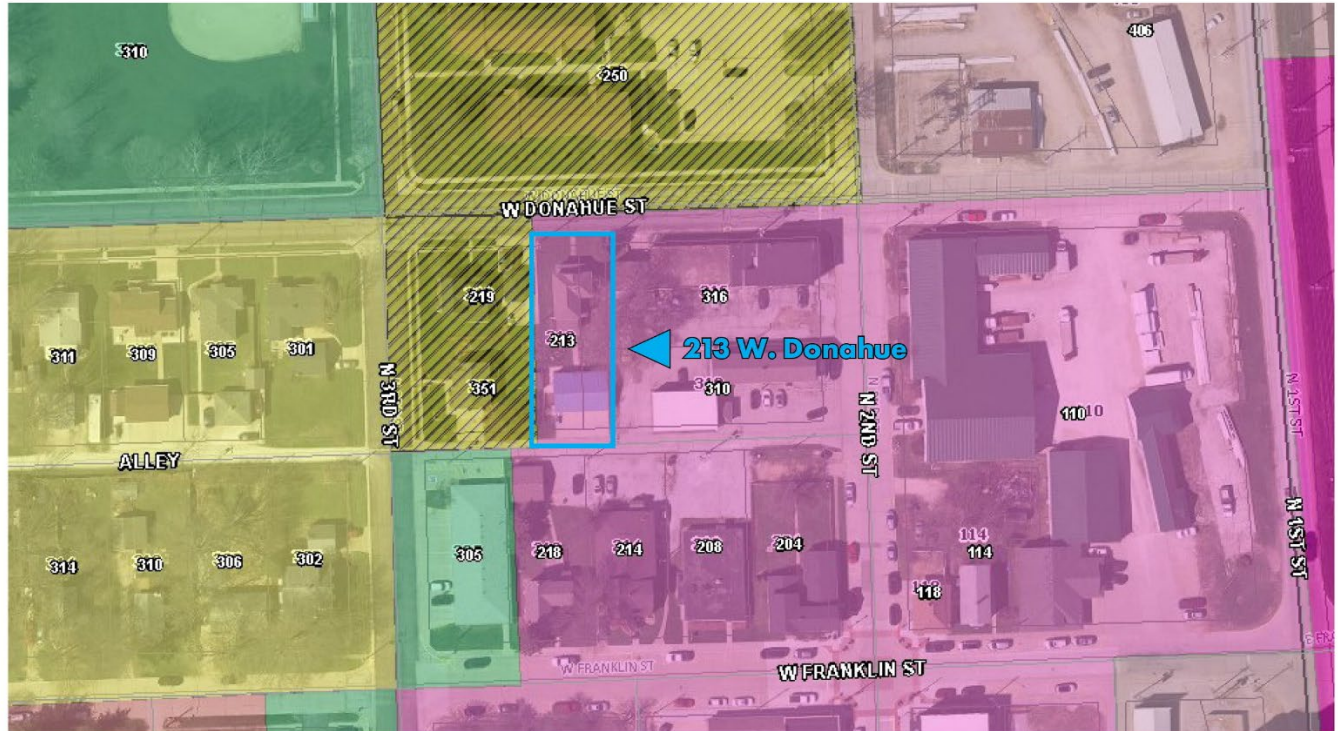
Charles Tobey and April Murrell are seeking a rezoning of their property at 213 W. Donahue Street. The property is currently zoned C-2 Neighborhood Commercial and is requested to be rezoned to R-3 Multiple Family Residential. This is what the neighboring properties to the west and north are zoned. This property has always had a single family home on it and the reason for the current zoning is unknown. The Planning and Zoning Commission reviewed this request at their meeting on February 16, 2023 and are recommending approval.



Mayor Frank King  
Councilman Adrian Blackwell


Councilman Bruce Cheek  
Councilman Daniel Collins

Councilman Bernie Peeters  
Councilman Brian Dockery



	City Limit		C/I-Commercial Industrial Transition District		R-MH-Mobile Home Park Residence District
	Parcel		I-2-General Industrial District		O-T-Office/Transitional District
	C-1-Neighborhood Commercial District		I-1-Light Industrial District		PUD-Planned Unit Development District
	C-2-Central Business District		R-1-Single Family Residential District		P/M-Public and Municipal District
	C-3-General Commercial District		R-2-Two-Family Residential District		SA-Suburban Agriculture District
	C-4-Highway-Oriented Commercial District		R-3-Multiple Family Residential District		

213 W. Donahue Street is currently zoned C-2 Central Business District and is requesting a change to R-3 Multiple Family Residential District as neighboring properties are zoned.



## ORDINANCE 2023-11

### AN ORDINANCE AMENDING CHAPTER TWO, TITLE D OF THE ELDRIDGE CITY CODE, REPEALING ALL ORDINANCES AND RESOLUTIONS IN CONFLICT WITH THIS ORDINANCE AND PROVIDING FOR AN EFFECTIVE DATE.

**Section one.** That the zoning map referred to in Chapter Two, Title D of the Eldridge City Code, and being a part of the ordinance of the City of Eldridge, in so far as said map pertains to the land known 213 W. Donahue St. and described as follows:

Part of Section 23, Township 79 North, Range 3 East of the 5th P.M., Eldridge, Iowa, being more particularly described as follows:

Parcel ID 931150909072, ORIGINAL TOWN ELDRIDGE Lot: 009 Block: 007 ORIGINAL TOWN E 30' and Parcel ID 931150908073, ORIGINAL TOWN ELDRIDGE Lot: 008 Block: 007 ORIGINAL TOWN W 20'

Containing .16 acres, more or less.

The parcel is currently **C-2 Central Business District** and is being rezoned to **R-3 Multiple Family Residential District**.

In addition, the following parcel map is attached herewith and made a part hereto as the same pertains to said area is enacted as a substitute and in lieu of the same area described as shown on said district map.

Be it further enacted that the zoning map, together with the boundaries of the districts, designations, notations, references and other information shown thereon as the same pertains to the area described above are, and by way of amendment, made a part of the zoning ordinance of the City of Eldridge, Iowa, and shall have the same force and effect with respect to said area as if the zoning map and all notations, references and other information shown thereon were as fully set forth or described therein, the original of said amendment is properly attested and is on file with the City Clerk of the City of Eldridge, Iowa.

**Section two. Repealer.** All ordinances, resolutions, and parts of ordinances and resolutions in conflict with this ordinance are hereby repealed.

**Section three. Effective date.** This ordinance shall take effect upon its passage and publication as provided by law.



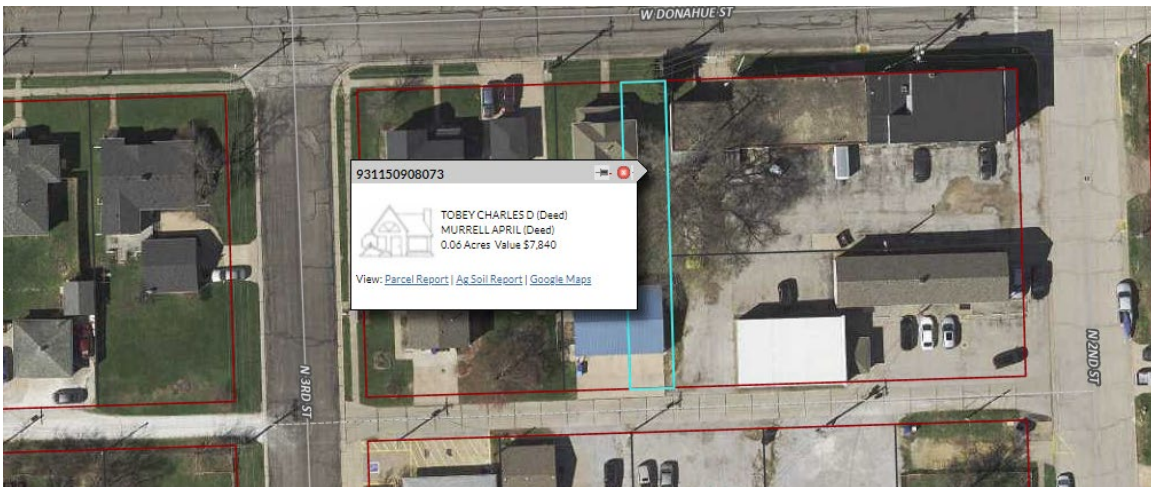
PASSED AND APPROVED THIS 3RD DAY OF APRIL, 2023.

Attest:

\_\_\_\_\_  
Mayor, Frank King

\_\_\_\_\_  
Tony Rupe, City Administrator

Blackwell	<input type="checkbox"/> Yea	/	<input type="checkbox"/> Nay	/	<input type="checkbox"/> Absent
Cheek	<input type="checkbox"/> Yea	/	<input type="checkbox"/> Nay	/	<input type="checkbox"/> Absent
Collins	<input type="checkbox"/> Yea	/	<input type="checkbox"/> Nay	/	<input type="checkbox"/> Absent
Dockery	<input type="checkbox"/> Yea	/	<input type="checkbox"/> Nay	/	<input type="checkbox"/> Absent
Peeters	<input type="checkbox"/> Yea	/	<input type="checkbox"/> Nay	/	<input type="checkbox"/> Absent




Mayor Frank King  
Councilman Adrian Blackwell

Councilman Bruce Cheek  
Councilman Daniel Collins

Councilman Bernie Peeters  
Councilman Brian Dockery

# City of Eldridge


## MEMORANDIUM



To: Mayor & City Council  
From: Tony Rupe, City Administrator  
Re: FY24 Budget  
Date: 3/25/23

Mayor and Council

The proposed FY24 budget has been presented to you for review. Iowa law requires a public hearing to be completed prior to adopting the FY24 budget. The budget is also required to be published in the newspaper prior to adoption, which was done on Wednesday March 15, 2023.



# RESOLUTION 2023-10

## A Resolution Approving the FY24 City Budget

WHEREAS, the City of Eldridge, Iowa is required to assemble a budget of revenues and expenditures for each fiscal year, and;

WHEREAS, the city council conducted a public hearing regarding the budget of revenues and expenditures for the fiscal year beginning July 1, 2023 and ending June 30, 2024.

NOW THEREFORE BE IT RESOLVED BY THE CITY COUNCIL OF THE CITY OF ELDRIDGE, IOWA.

1. That the budget for fiscal year July 1, 2023 to June 30, 2024 as outlined on the attached forms is hereby adopted.
2. That city staff is hereby authorized and instructed to file the budget for the fiscal year July 1, 2023 to June 30, 2024 with the Scott County Auditor and the State of Iowa.

PASSED AND APPROVED THIS 3RD DAY OF APRIL, 2023.

Attest:

\_\_\_\_\_  
Mayor, Frank King

\_\_\_\_\_  
Tony Rupe, City Administrator

Blackwell	<input type="checkbox"/> Yea / <input type="checkbox"/> Nay
Cheek	<input type="checkbox"/> Yea / <input type="checkbox"/> Nay
Collins	<input type="checkbox"/> Yea / <input type="checkbox"/> Nay
Dockery	<input type="checkbox"/> Yea / <input type="checkbox"/> Nay
Peeters	<input type="checkbox"/> Yea / <input type="checkbox"/> Nay

FISCAL YEAR JULY 1, 2023 - JUNE 30, 2024  
ADOPTION OF BUDGET AND CERTIFICATION OF CITY TAXES  
The City of : ELDRIDGE County Name: SCOTT COUNTY

**Adopted On: (entered upon adoption) Resolution: (entered upon adoption)**

The below-signed certifies that the City Council, on the date stated above, lawfully approved the named resolution adopting a budget for next fiscal year, as summarized on this and the supporting pages.

		With Gas & Electric		Without Gas & Electric	
Regular	2a	412,579,367	2b	411,004,042	<b>City Number: 82-776</b> <b>Last Official Census: 6,726</b>
DEBT SERVICE	3a	461,522,895	3b	459,947,570	
Ag Land	4a	6,463,742			

**TAXES LEVIED**

Purpose	Dollar Limit	ENTER FIRE DISTRICT RATE BELOW			Request with Utility Replacement	Property Taxes Levied		Rate
Regular General levy	8.10000			5	2,963,000	2,951,687	43	7.18165
<b>Non-Voted Other Permissible Levies</b>								
Contract for use of Bridge	0.67500			6		0	44	0.00000
Opr & Maint publicly owned Transit	0.95000			7		0	45	0.00000
Rent, Ins. Maint of Civic Center	Amt Nec			8		0	46	0.00000
Opr & Maint of City owned Civic Center	0.13500			9		0	47	0.00000
Planning a Sanitary Disposal Project	0.06750			10		0	48	0.00000
Aviation Authority (under sec.330A.15)	0.27000			11		0	49	0.00000
Levee Impr. fund in special charter city	0.06750			13		0	51	0.00000
Liability, property & self insurance costs	Amt Nec			14	108,000	107,589	52	0.26177
Support of a Local Emerg.Mgmt.Comm.	Amt Nec			462		0	465	0.00000
<b>Voted Other Permissible Levies</b>								
Instrumental/Vocal Music Groups	0.13500			15		0	53	0.00000
Memorial Building	0.81000			16		0	54	0.00000
Symphony Orchestra	0.13500			17		0	55	0.00000
Cultural & Scientific Facilities	0.27000			18		0	56	0.00000
County Bridge	As Voted			19		0	57	0.00000
Missi or Missouri River Bridge Const.	1.35000			20		0	58	0.00000
Aid to a Transit Company	0.03375			21		0	59	0.00000
Maintain Institution received by gift/devise	0.20500			22		0	60	0.00000
City Emergency Medical District	1.00000			463		0	466	0.00000
Support Public Library	0.27000			23		0	61	0.00000
Unified Law Enforcement	1.50000			24		0	62	0.00000
<b>Total General Fund Regular Levies (5 thru 24)</b>				25	3,071,000	3,059,276		
Ag Land	3.00375			26	19,415	19,415	63	3.00368
<b>Total General Fund Tax Levies (25 + 26)</b>				27	3,090,415	3,078,691		
<b>Special Revenue Levies</b>								
Emergency (if general fund at levy limit)	0.27000			28		0	64	0.00000
Police & Fire Retirement	Amt Nec			29		0		0.00000
FICA & IPERS (if general fund at levy limit)	Amt Nec			30		0		0.00000
Other Employee Benefits	Amt Nec			31		0		0.00000
<b>Total Employee Benefit Levies (29,30,31)</b>				32	0	0	65	0.00000
<b>Sub Total Special Revenue Levies (28+32)</b>				33	0	0		
<b>As Req</b>		<b>With Gas &amp; Elec Valuation</b>	<b>Without Gas &amp; Elec Valuation</b>					
SSMID 1		0	0	34		0	66	0.00000
SSMID 2		0	0	35		0	67	0.00000
SSMID 3		0	0	36		0	68	0.00000
SSMID 4		0	0	37		0	69	0.00000
SSMID 5		0	0	555		0	565	0.00000
SSMID 6		0	0	556		0	566	0.00000
SSMID 7		0	0	1177		0	1179	0.00000
SSMID 8		0	0	1185		0	1187	0.00000
<b>Total Special Revenue Levies</b>				39	0	0		
<b>Debt Service Levy 76.10(6)</b>	Amt Nec			40	238,200	237,388	70	0.51612
<b>Capital Projects (Capital Improv. Reserve)</b>	0.67500			41		0	71	0.00000
<b>Total Property Taxes (27+39+40+41)</b>				42	3,328,615	3,316,079	72	7.95954

\_\_\_\_\_  
(Signature)

\_\_\_\_\_  
(Date)

\_\_\_\_\_  
(County Auditor)

\_\_\_\_\_  
(Date)



**NOTICE OF PUBLIC HEARING - CITY OF ELDRIDGE - PROPOSED PROPERTY TAX LEVY**  
**Fiscal Year July 1, 2023 - June 30, 2024**

The City Council will conduct a public hearing on the proposed Fiscal Year City property tax levy as follows:

**Meeting Date:** 2/20/2023 **Meeting Time:** 07:00 PM **Meeting Location:** 400 S 16th Ave Eldridge, IA

At the public hearing any resident or taxpayer may present objections to, or arguments in favor of the proposed tax levy. After adoption of the proposed tax levy, the City Council will publish notice and hold a hearing on the proposed city budget.

City Website (if available)  
[www.cityofeldridgeia.org](http://www.cityofeldridgeia.org)

City Telephone Number  
 (563) 285-4841

	<b>Current Year Certified Property Tax 2022 - 2023</b>	<b>Budget Year Effective Property Tax 2023 - 2024</b>	<b>Budget Year Proposed Maximum Property Tax 2023 - 2024</b>	<b>Annual % CHG</b>
Regular Taxable Valuation	417,930,062	412,579,367	412,579,367	
Tax Levies:				
Regular General	2,830,000	2,830,000	3,125,000	
Contract for Use of Bridge			0	
Opr & Maint Publicly Owned Transit			0	
Rent, Ins. Maint. Of Non-Owned Civ. Ctr.			0	
Opr & Maint of City-Owned Civic Center			0	
Planning a Sanitary Disposal Project			0	
Liability, Property & Self-Insurance Costs	70,000	70,000	110,000	
Support of Local Emer. Mgmt. Commission			0	
Emergency			0	
Police & Fire Retirement			0	
FICA & IPERS			0	
Other Employee Benefits			0	
<b>Total Tax Levy</b>	<b>2,900,000</b>	<b>2,900,000</b>	<b>3,235,000</b>	<b>11.55</b>
<b>Tax Rate</b>	<b>6.93896</b>	<b>7.02895</b>	<b>7.84092</b>	

**Explanation of significant increases in the budget:**

Additional public works employee, increased cost of supplies, increase in insurance costs

**If applicable, the above notice also available online at:**

-

\*Total city tax rate will also include voted general fund levy, debt service levy, and capital improvement reserve levy.

\*\*Budget year effective property tax rate is the rate that would be assessed for these levies if the dollars requested is not changed in the coming budget year

**FUND BALANCE**

City Name: ELDRIDGE

Fiscal Year July 1, 2023 - June 30, 2024

	GENERAL	SPECIAL REVENUES	TIF SPECIAL REVENUES	DEBT SERVICE	CAPITAL PROJECTS	PERMANENT	TOTAL GOVERNMENT	PROPRIETARY	GRAND TOTAL	
<b>Annual Report FY 2022</b>										
	1	1,615,284	10,232,033	-19,362	239,375	369,965	0	12,437,295	10,974,326	23,411,621
Beginning Fund Balance July 1										
Actual Revenues Except Beg Balance	2	4,934,679	3,484,068	997,858	1,191,469	713,800	0	11,321,874	8,232,783	19,554,657
Actual Expenditures Except End Balance	3	5,131,677	6,150,109	997,881	1,298,600	268,692	0	13,846,959	7,987,484	21,834,443
Ending Fund Balance June 30	4	1,418,286	7,565,992	-19,385	132,244	815,073	0	9,912,210	11,219,625	21,131,835
<b>Re-Estimated FY 2023</b>										
Beginning Fund Balance	5	1,418,286	7,565,992	-19,385	132,244	815,073	0	9,912,210	11,219,625	21,131,835
Re-Est Revenues	6	5,384,712	6,782,890	958,644	1,324,468	711,108	0	15,161,822	9,961,544	25,123,366
Re-Est Expenditures	7	5,322,974	6,860,437	958,644	1,325,964	187,060	0	14,655,079	9,592,698	24,247,777
Ending Fund Balance	8	1,480,024	7,488,445	-19,385	130,748	1,339,121	0	10,418,953	11,588,471	22,007,424
<b>Budget FY 2024</b>										
Beginning Fund Balance	9	1,480,024	7,488,445	-19,385	130,748	1,339,121	0	10,418,953	11,588,471	22,007,424
Revenues	10	4,574,167	2,836,732	1,110,814	1,327,520	125,000	0	9,974,233	9,820,982	19,795,215
Expenditures	11	4,574,168	2,836,732	1,110,814	1,327,520	1,146,925	0	10,996,159	10,195,445	21,191,604
Ending Fund Balance	12	1,480,023	7,488,445	-19,385	130,748	317,196	0	9,397,027	11,214,008	20,611,035

**LOCAL EMC SUPPORT**

City Name: ELDRIDGE

Fiscal Year July 1, 2023 - June 30, 2024

As provided in Iowa Code Section 384.12, subsection 22, a city may levy the amount necessary in support of a local Emergency Management Commission. In addition to this individual levy, Emergency Management Commission support may also be included as part of the General Fund Levy. Iowa Code Section 29C.17, subsection 5 states that any support from cities or counties must be separately reported on tax statements issued by the county treasurer. Input the amount of General Fund Levy request to be used for support of an Emergency Management Commission. The total below will reflect the total amount of Emergency Management Commission support provided by the City.

	Request with Utility Replacement	Property Taxes Levied
Portion of General Fund Levy Used for Emerg. Mgmt. Comm.	0	0
Support of a Local Emerg.Mgmt.Comm.	0	0
TOTAL FOR FY 2024	0	0

**RE-ESTIMATED EXPENDITURES SCHEDULE PAGE 1**

City Name: ELDRIDGE

Fiscal Year July 1, 2022 - June 30, 2023

GOVERNMENT ACTIVITIES CONT.	GENERAL	SPECIAL REVENUE	TIF SPECIAL REVENUES	DEBT SERVICE	CAPITAL PROJECTS	PERMANENT	PROPRIETARY	RE-ESTIMATED 2023	ACTUAL 2022
<b>PUBLIC SAFETY</b>									
Police Department/Crime Prevention	1,276,354							1,276,354	1,248,848
Jail								0	0
Emergency Management								0	0
Flood Control								0	0
Fire Department	259,000							259,000	235,624
Ambulance								0	0
Building Inspections	116,093							116,093	106,678
Miscellaneous Protective Services								0	0
Animal Control								0	0
Other Public Safety								0	0
TOTAL (lines 1 - 10)	1,651,447	0				0		1,651,447	1,591,150
<b>PUBLIC WORKS</b>									
Roads, Bridges, & Sidewalks	787,035	941,500						1,728,535	871,368
Parking - Meter and Off-Street								0	0
Street Lighting	56,000							56,000	54,513
Traffic Control and Safety	36,000							36,000	12,172
Snow Removal	58,000							58,000	47,600
Highway Engineering								0	0
Street Cleaning								0	0
Airport (if not Enterprise)								0	0
Garbage (if not Enterprise)	388,000							388,000	365,363
Other Public Works	117,636							117,636	115,398
TOTAL (lines 12 - 21)	1,442,671	941,500				0		2,384,171	1,466,414
<b>HEALTH &amp; SOCIAL SERVICES</b>									
Welfare Assistance								0	0
City Hospital								0	0
Payments to Private Hospitals								0	0
Health Regulation and Inspection								0	0
Water, Air, and Mosquito Control								0	0
Community Mental Health								0	0
Other Health and Social Services								0	0
TOTAL (lines 23 - 29)	0	0				0		0	0
<b>CULTURE &amp; RECREATION</b>									
Library Services	266,176							266,176	224,533
Museum, Band and Theater								0	0
Parks	185,909							185,909	211,536
Recreation	110,125							110,125	178,658
Cemetery								0	0
Community Center, Zoo, & Marina								0	0
Other Culture and Recreation								0	0
TOTAL (lines 31 - 37)	562,210	0				0		562,210	614,727

RE-ESTIMATED EXPENDITURES SCHEDULE PAGE 2

City Name: ELDRIDGE

Fiscal Year July 1, 2022 - June 30, 2023

		GENERAL	SPECIAL REVENUE	TIF SPECIAL REVENUES	DEBT SERVICE	CAPITAL PROJECTS	PERMANENT	PROPRIETARY	RE-ESTIMATED 2023	ACTUAL 2022
	<b>GOVERNMENT ACTIVITIES CONT.</b>									
	<b>COMMUNITY &amp; ECONOMIC DEVELOPMENT</b>									
39	Community Beautification								0	0
40	Economic Development								0	224
41	Housing and Urban Renewal								0	0
42	Planning & Zoning	98,067							98,067	95,752
43	Other Com & Econ Development		16,651						16,651	60,170
44	TIF Rebates			133,152					133,152	112,941
45	TOTAL (lines 39 - 44)	98,067	16,651	133,152			0		247,870	269,087
	<b>GENERAL GOVERNMENT</b>									
46	Mayor, Council, & City Manager	232,984							232,984	237,969
47	Clerk, Treasurer, & Finance Adm.	248,591							248,591	288,862
48	Elections								0	0
49	Legal Services & City Attorney	41,000							41,000	81,317
50	City Hall & General Buildings								0	0
51	Tort Liability								0	0
52	Other General Government	134,000							134,000	5,524,110
53	TOTAL (lines 46 - 52)	656,575	0	0			0		656,575	6,132,258
54	<b>DEBT SERVICE</b>				1,325,964				1,325,964	1,298,600
55	Gov Capital Projects		5,432,000			187,060			5,619,060	410,981
56	TIF Capital Projects								0	0
57	TOTAL CAPITAL PROJECTS	0	5,432,000	0		187,060	0		5,619,060	410,981
58	<b>TOTAL Governmental Activities Expenditures (lines 11+22+30+38+44+52+53+54)</b>	4,410,970	6,390,151	133,152	1,325,964	187,060	0		12,447,297	11,783,217
	<b>BUSINESS TYPE ACTIVITIES Proprietary: Enterprise &amp; Budgeted ISF</b>									
59	Water Utility							814,141	814,141	740,083
60	Sewer Utility							875,185	875,185	997,366
61	Electric Utility							5,715,744	5,715,744	5,239,667
62	Gas Utility								0	0
63	Airport								0	0
64	Landfill/Garbage								0	0
65	Transit								0	0
66	Cable TV, Internet & Telephone								0	0
67	Housing Authority								0	0
68	Storm Water Utility								0	0
69	Other Business Type (city hosp., ISF, parking, etc.)							519,845	519,845	371,075
70	Enterprise DEBT SERVICE							302,100	302,100	0
71	Enterprise CAPITAL PROJECTS							448,403	448,403	0
72	Enterprise TIF CAPITAL PROJECTS								0	0
73	<b>TOTAL BUSINESS TYPE EXPENDITURES (lines 59+72)</b>							8,675,418	8,675,418	7,348,191
74	<b>TOTAL ALL EXPENDITURES (lines 58+73)</b>	4,410,970	6,390,151	133,152	1,325,964	187,060	0	8,675,418	21,122,715	19,131,408
75	Regular Transfers Out	912,004	470,286					917,280	2,299,570	1,818,319
76	Internal TIF Loan Transfers Out			825,492					825,492	884,716
77	Total ALL Transfers Out	912,004	470,286	825,492	0	0	0	917,280	3,125,062	2,703,035
78	<b>Total Expenditures and Other Fin Uses (lines 74+77)</b>	5,322,974	6,860,437	958,644	1,325,964	187,060	0	9,592,698	24,247,777	21,834,443
79	<b>Ending Fund Balance June 30</b>	1,480,024	7,488,445	-19,385	130,748	1,339,121	0	11,588,471	22,007,424	21,131,835

**RE-ESTIMATED REVENUES DETAIL**

City Name: ELDRIDGE

Fiscal Year July 1, 2022 - June 30, 2023

REVENUES & OTHER FINANCING SOURCES	GENERAL	SPECIAL REVENUE	TIF/SPECIAL REVENUES	DEBT SERVICE	CAPITAL PROJECTS	PERMANENT	PROPRIETARY	RE-ESTIMATED 2023	ACTUAL 2022
Taxes Levied on Property	1 2,953,286			215,642				3,168,928	2,833,730
Less: Uncollected Property Taxes - Levy Year	2							0	0
Net Current Property Taxes (line 1 minus line 2)	3 2,953,286	0		215,642	0			3,168,928	2,833,730
Delinquent Property Taxes	4							0	0
TIF Revenues	5		958,644					958,644	997,858
Other City Taxes:									
Utility Tax Replacement Excise Taxes	6							0	0
Utility franchise tax (Iowa Code Chapter 364.2)	7 190,000							190,000	179,437
Parimutuel wager tax	8							0	0
Gaming wager tax	9							0	0
Mobile Home Taxes	10							0	0
Hotel/Motel Taxes	11	35,000						35,000	38,054
Other Local Option Taxes	12	1,200,000						1,200,000	1,339,205
Subtotal - Other City Taxes (lines 6 thru 12)	13 190,000	1,235,000	0	0	0			1,425,000	1,556,696
Licenses & Permits	14 120,400							120,400	199,450
Use of Money & Property	15 53,000							53,000	40,162
Intergovernmental:									
Federal Grants & Reimbursements	16 12,700	3,275,154			510,108			3,797,962	625,949
Road Use Taxes	17	890,000						890,000	902,956
Other State Grants & Reimbursements	18 35,000	600,000						635,000	538,382
Local Grants & Reimbursements	19 96,500				76,000			172,500	14,251
Subtotal - Intergovernmental (lines 16 thru 19)	20 144,200	4,765,154	0	0	586,108		0	5,495,462	2,081,538
Charges for Fees & Service:									
Water Utility	21						949,400	949,400	1,193,591
Sewer Utility	22						1,599,200	1,599,200	1,603,527
Electric Utility	23						6,551,544	6,551,544	4,628,067
Gas Utility	24							0	0
Parking	25							0	0
Airport	26							0	0
Landfill/Garbage	27 381,000							381,000	379,355
Hospital	28							0	0
Transit	29							0	0
Cable TV, Internet & Telephone	30							0	0
Housing Authority	31							0	0
Storm Water Utility	32							0	0
Other Fees & Charges for Service	33 890,006						326,400	1,216,406	575,024
Subtotal - Charges for Service (lines 21 thru 33)	34 1,271,006	0	0	0	0	0	9,426,544	10,697,550	8,379,564
Special Assessments	35							0	62,190
Miscellaneous	36 79,320							79,320	300,434
Other Financing Sources:									
Regular Operating Transfers In	37 573,500	602,004		464,066	125,000		535,000	2,299,570	1,818,319
Internal TIF Loan Transfers In	38	180,732		644,760				825,492	884,716
Subtotal ALL Operating Transfers In	39 573,500	782,736	0	1,108,826	125,000	0	535,000	3,125,062	2,703,035
Proceeds of Debt (Excluding TIF Internal Borrowing)	40							0	0
Proceeds of Capital Asset Sales	41							0	400,000
Subtotal-Other Financing Sources (lines 36 thru 38)	42 573,500	782,736	0	1,108,826	125,000	0	535,000	3,125,062	3,103,035
Total Revenues except for beginning fund balance (lines 3, 4, 5, 12, 13, 14, 19, 33, 34, 35, & 39)	43 5,384,712	6,782,890	958,644	1,324,468	711,108	0	9,961,544	25,123,366	19,554,657
Beginning Fund Balance July 1	44 1,418,286	7,565,992	-19,385	132,244	815,073	0	11,219,625	21,131,835	23,411,621

**EXPENDITURES SCHEDULE PAGE 1**

City Name: ELDRIDGE

Fiscal Year July 1, 2023 - June 30, 2024

GOVERNMENT ACTIVITIES	GENERAL	SPECIAL REVENUES	TIF SPECIAL REVENUES	DEBT SERVICE	CAPITAL PROJECTS	PERMANENT	PROPRIETARY	BUDGET 2024	RE-ESTIMATED 2023	ACTUAL 2022
<b>PUBLIC SAFETY</b>										
1 Police Department/Crime Prevention	1,348,257							1,348,257	1,276,354	1,248,848
2 Jail								0	0	0
3 Emergency Management								0	0	0
4 Flood Control								0	0	0
5 Fire Department	309,000							309,000	259,000	235,624
6 Ambulance								0	0	0
7 Building Inspections	117,938							117,938	116,093	106,678
8 Miscellaneous Protective Services								0	0	0
9 Animal Control								0	0	0
10 Other Public Safety								0	0	0
TOTAL (lines 1 - 10)	1,775,195	0				0		1,775,195	1,651,447	1,591,150
<b>PUBLIC WORKS</b>										
12 Roads, Bridges, & Sidewalks	710,495	847,000						1,557,495	1,728,535	871,368
13 Parking - Meter and Off-Street								0	0	0
14 Street Lighting	58,056							58,056	56,000	54,513
15 Traffic Control and Safety	24,000							24,000	36,000	12,172
16 Snow Removal	58,000							58,000	58,000	47,600
17 Highway Engineering								0	0	0
18 Street Cleaning								0	0	0
19 Airport								0	0	0
20 Garbage (if not Enterprise)	398,000							398,000	388,000	365,363
21 Other Public Works	124,082							124,082	117,636	115,398
TOTAL (lines 12 - 21)	1,372,633	847,000				0		2,219,633	2,384,171	1,466,414
<b>HEALTH &amp; SOCIAL SERVICES</b>										
23 Welfare Assistance								0	0	0
24 City Hospital								0	0	0
25 Payments to Private Hospitals								0	0	0
26 Health Regulation and Inspection								0	0	0
27 Water, Air, and Mosquito Control								0	0	0
28 Community Mental Health								0	0	0
29 Other Health and Social Services								0	0	0
TOTAL (lines 23 - 29)	0	0				0		0	0	0
<b>CULTURE &amp; RECREATION</b>										
31 Library Services	272,830							272,830	266,176	224,533
32 Museum, Band and Theater								0	0	0
33 Parks	108,167							108,167	185,909	211,536
34 Recreation								0	110,125	178,658
35 Cemetery								0	0	0
36 Community Center, Zoo, & Marina								0	0	0
37 Other Culture and Recreation								0	0	0
TOTAL (lines 31 - 37)	380,997	0				0		380,997	562,210	614,727

**EXPENDITURES SCHEDULE PAGE 2**

City Name: ELDRIDGE

Fiscal Year July 1, 2023 - June 30, 2024

GOVERNMENT ACTIVITIES	GENERAL	SPECIAL REVENUES	TIF SPECIAL REVENUES	DEBT SERVICE	CAPITAL PROJECTS	PERMANENT	PROPRIETARY	BUDGET 2024	RE-ESTIMATED 2023	ACTUAL 2022
<b>COMMUNITY &amp; ECONOMIC DEVELOPMENT</b>										
Community Beautification	39							0	0	0
Economic Development	40							0	0	224
Housing and Urban Renewal	41							0	0	0
Planning & Zoning	42	113,463						113,463	98,067	95,752
Other Com. & Econ Development	43	10,000						10,000	16,651	60,170
TIF Rebates	44		133,152					133,152	133,152	112,941
TOTAL (lines 39 - 44)	45	113,463	133,152			0		256,615	247,870	269,087
<b>GENERAL GOVERNMENT</b>										
Mayor, Council, & City Manager	46	228,742						228,742	232,984	237,969
Clerk, Treasurer, & Finance Adm.	47	317,138						317,138	248,591	288,862
Elections	48							0	0	0
Legal Services & City Attorney	49	41,000						41,000	41,000	81,317
City Hall & General Buildings	50							0	0	0
Tort Liability	51							0	0	0
Other General Government	52	170,000						170,000	134,000	5,524,110
TOTAL (lines 46 - 52)	53	756,880	0			0		756,880	656,575	6,132,258
<b>DEBT SERVICE</b>										
Gov Capital Projects	54			1,327,520	1,146,925			1,327,520	1,325,964	1,298,600
TIF Capital Projects	55	1,378,732						2,525,657	5,619,060	410,981
TOTAL CAPITAL PROJECTS	56				1,146,925			2,525,657	5,619,060	410,981
TOTAL Government Activities Expenditures (lines 11+22+30+38+45+53+54+57)	58	4,399,168	2,235,732	1,327,520	1,146,925	0		9,242,497	12,447,297	11,783,217
<b>BUSINESS TYPE ACTIVITIES</b>										
<b>Proprietary: Enterprise &amp; Budgeted ISF</b>										
Water Utility	59							942,805	814,141	740,083
Sewer Utility	60							1,151,090	875,185	997,366
Electric Utility	61							5,737,943	5,715,744	5,239,667
Gas Utility	62							0	0	0
Airport	63							0	0	0
Landfill/Garbage	64							0	0	0
Transit	65							0	0	0
Cable TV, Internet & Telephone	66							0	0	0
Housing Authority	67							0	0	0
Storm Water Utility	68							0	0	0
Other Business Type (city hosp., ISF, parking, etc.)	69							398,100	519,845	371,075
Enterprise DEBT SERVICE	70							327,617	302,100	0
Enterprise CAPITAL PROJECTS	71							600,000	448,403	0
Enterprise TIF CAPITAL PROJECTS	72							0	0	0
TOTAL Business Type Expenditures (lines 59 - 72)	73							9,157,555	8,675,418	7,348,191
TOTAL ALL EXPENDITURES (lines 58 + 73)	74	4,399,168	2,235,732	1,327,520	1,146,925	0		18,400,052	21,122,715	19,131,408
Regular Transfers Out	75	175,000	601,000					1,037,890	2,299,570	1,818,319
Internal TIF Loan / Repayment Transfers Out	76							977,662	825,492	884,716
Total ALL Transfers Out	77	175,000	601,000	0	0			2,791,552	3,125,062	2,703,035
Total Expenditures & Fund Transfers Out (lines 74+77)	78	4,574,168	2,836,732	1,327,520	1,146,925	0		21,191,604	24,247,777	21,834,443
Ending Fund Balance June 30	79	1,480,023	7,488,445	130,748	317,196	0		20,611,055	22,007,424	21,131,835



**REVENUES DETAIL**  
City Name: ELDRIDGE  
Fiscal Year July 1, 2023 - June 30, 2024

	GENERAL	SPECIAL REVENUES	TIF SPECIAL REVENUES	DEBT SERVICE	CAPITAL PROJECTS	PERMANENT	PROPRIETARY	BUDGET 2024	RE-ESTIMATED 2023	ACTUAL 2022
<b>REVENUES &amp; OTHER FINANCING SOURCES</b>										
1	3,078,691	0		237,388	0			3,316,079	3,168,928	2,833,730
2								0	0	0
3	3,078,691	0		237,388	0			3,316,079	3,168,928	2,833,730
4								0	0	0
5			1,110,814					1,110,814	958,644	997,858
Other City Taxes:										
6	11,724	0		812	0			12,536	0	0
7	220,000							220,000	190,000	179,437
8								0	0	0
9								0	0	0
10								0	0	0
11		24,000						24,000	35,000	38,054
12		1,300,000						1,300,000	1,200,000	1,339,205
13	231,724	1,324,000		812	0			1,556,536	1,425,000	1,556,696
14	117,600							117,600	120,400	199,450
15	38,000							38,000	53,000	40,162
Intergovernmental:										
16		285,000						285,000	3,797,962	625,949
17		847,000						847,000	890,000	902,956
18	80,000	50,000						130,000	635,000	538,382
19								0	172,500	14,251
20	80,000	1,182,000	0	0	0			1,262,000	5,495,462	2,081,538
Charges for Fees & Service:										
21								922,939	949,400	1,193,591
22								1,682,000	1,599,200	1,603,527
23								6,157,943	6,551,544	4,628,067
24								0	0	0
25								0	0	0
26								0	0	0
27	390,000							390,000	381,000	379,355
28								0	0	0
29								0	0	0
30								0	0	0
31								0	0	0
32								0	0	0
33	53,167							328,100	1,216,406	575,024
34	443,167	0		0	0	0	0	9,090,982	10,697,550	8,379,564
35								0	0	62,190
36	68,485							68,485	79,320	300,434
Miscellaneous										
Other Financing Sources:										
37	516,500			442,390	125,000			1,813,890	2,299,570	1,818,319
38		330,732		646,930				977,662	825,492	884,716
39	516,500	330,732	0	1,089,320	125,000	0	730,000	2,791,552	3,125,062	2,703,035
40								0	0	0
41								0	0	400,000
42	516,500	330,732	0	1,089,320	125,000	0	730,000	2,791,552	3,125,062	3,103,035
43	4,574,167	2,836,732	1,110,814	1,327,520	125,000	0	9,820,982	19,795,215	25,123,366	19,554,657
44	1,480,024	7,488,445	-19,385	130,748	1,339,121	0	11,588,471	22,007,424	21,131,835	23,411,621
45	6,054,191	10,325,177	1,091,429	1,458,268	1,464,121	0	21,409,453	41,802,639	46,255,201	42,966,278
<b>TOTAL REVENUES &amp; BEGIN BALANCE (lines 42+43)</b>										

**ADOPTED BUDGET SUMMARY**

City Name: ELDRIDGE

Fiscal Year July 1, 2023 - June 30, 2024

	GENERAL	SPECIAL REVENUES	TIF SPECIAL REVENUES	DEBT SERVICE	CAPITAL PROJECTS	PERMANENT	PROPRIETARY	BUDGET 2024	RE-ESTIMATED 2023	ACTUAL 2022
<b>Revenues &amp; Other Financing Sources</b>										
Taxes Levied on Property	1 3,078,691	0		237,388	0	0		3,316,079	3,168,928	2,833,730
Less: Uncollected Property Taxes-Levy Year	2 0	0		0	0	0		0	0	0
Net Current Property Taxes	3 3,078,691	0		237,388	0	0		3,316,079	3,168,928	2,833,730
Delinquent Property Taxes	4 0	0		0	0	0		0	0	0
TIF Revenues	5		1,110,814					1,110,814	958,644	997,858
Other City Taxes	6 231,724	1,324,000		812	0	0		1,556,536	1,425,000	1,556,696
Licenses & Permits	7 117,600	0						117,600	120,400	199,450
Use of Money and Property	8 38,000	0	0	0	0	0		38,000	53,000	40,162
Intergovernmental	9 80,000	1,182,000	0	0	0	0		1,262,000	5,495,462	2,081,538
Charges for Fees & Service	10 443,167	0	0	0	0	0		9,090,982	10,697,550	8,379,564
Special Assessments	11 0	0	0	0	0	0		0	0	62,190
Miscellaneous	12 68,485	0	0	0	0	0		68,485	79,320	300,434
Sub-Total Revenues	13 4,057,667	2,506,000	1,110,814	238,200	0	0		17,003,663	21,998,304	16,451,622
<b>Other Financing Sources:</b>										
<b>Total Transfers In</b>	14 516,500	330,732	0	1,089,320	125,000	0		2,791,552	3,125,062	2,703,035
Proceeds of Debt	15 0	0	0	0	0	0		0	0	0
Proceeds of Capital Asset Sales	16 0	0	0	0	0	0		0	0	400,000
<b>Total Revenues and Other Sources</b>	17 4,574,167	2,836,732	1,110,814	1,327,520	125,000	0		19,795,215	25,123,366	19,554,657
<b>Expenditures &amp; Other Financing Uses</b>										
Public Safety	18 1,775,195	0	0			0		1,775,195	1,651,447	1,591,150
Public Works	19 1,372,633	847,000	0			0		2,219,633	2,384,171	1,466,414
Health and Social Services	20 0	0	0	0	0	0		0	0	0
Culture and Recreation	21 380,997	0	0			0		380,997	562,210	614,727
Community and Economic Development	22 113,463	10,000	133,152			0		256,615	247,870	269,087
General Government	23 756,880	0	0			0		756,880	656,575	6,132,258
Debt Service	24 0	0	0	1,327,520		0		1,327,520	1,325,964	1,298,600
Capital Projects	25 0	1,378,732	0		1,146,925	0		2,525,657	5,619,060	410,981
<b>Total Government Activities Expenditures</b>	26 4,399,168	2,235,732	133,152	1,327,520	1,146,925	0		9,242,497	12,447,297	11,783,217
Business Type Proprietary: Enterprise & JSF	27							9,157,555	8,675,418	7,348,191
<b>Total Gov &amp; Bus Type Expenditures</b>	28 4,399,168	2,235,732	133,152	1,327,520	1,146,925	0		18,400,052	21,122,715	19,131,408
<b>Total Transfers Out</b>	29 175,000	601,000	0	0	0	0		2,791,552	3,125,062	2,703,035
Total ALL Expenditures/Fund Transfers Out	30 4,574,168	2,836,732	1,110,814	1,327,520	1,146,925	0		21,191,604	24,247,777	21,834,443
Excess Revenues & Other Sources Over	31									
(Under) Expenditures/Transfers Out	32 -1	0	0	0	-1,021,925	0		-1,396,389	875,589	-2,279,786
<b>Beginning Fund Balance July 1</b>	33 1,480,024	7,488,445	-19,385	130,748	1,339,121	0		22,007,424	21,131,835	23,411,621
<b>Ending Fund Balance June 30</b>	34 1,480,023	7,488,445	-19,385	130,748	317,196	0		20,611,035	22,007,424	21,131,835

**LONG TERM DEBT SCHEDULE - LT DEBT1**  
 GENERAL OBLIGATION BONDS, TIF BONDS, REVENUE BONDS, LOANS, LEASE-PURCHASE PAYMENTS

Debt Name	Amount of Issue	Type of Debt Obligation	Debt Resolution Number	Principal Due FY	Interest Due FY	Total Obligation Due FY	Bond Reg./ Paying Agent Fees Due FY	Reductions due to Refinancing or Prepayment of Certified Debt	Paid from Funds OTHER THAN Current Year Debt Service Taxes	Amount Paid Current Year Debt Service Levy
2015 GO Refunding Bonds	1 2,715,000	GO	2015-05	260,000	24,390	284,390			184,390	100,000
2020 GO Buttermilk Bonds	2 7,384,598	GO	2018-39	592,000	54,930	646,930			646,930	0
2020 Revenue Southslope Bonds	3 4,923,065	NON-GO	2018-20	286,000	41,617	327,617			327,617	0
2022 YMCA Bonds	4 6,805,000	GO	2021-19	245,000	151,200	396,200			258,000	138,200
	5 -	-								0
	6 -	-								0
	7 -	-								0
	8 -	-								0
	9 -	-								0
	10 -	-								0
	11 -	-								0
	12 -	-								0
	13 -	-								0
	14 -	-								0
	15 -	-								0
	16 -	-								0
	17 -	-								0
	18 -	-								0
	19 -	-								0
	20 -	-								0
	21 -	-								0
	22 -	-								0
	23 -	-								0
	24 -	-								0
	25 -	-								0
	26 -	-								0
	27 -	-								0
	28 -	-								0
	29 -	-								0
	30 -	-								0
<b>TOTALS</b>				<b>1,383,000</b>	<b>272,137</b>	<b>1,655,137</b>	<b>0</b>	<b>0</b>	<b>1,416,937</b>	<b>238,200</b>

**LONG TERM DEBT SCHEDULE - GRAND TOTALS**  
 GENERAL OBLIGATION BONDS, TIF BONDS, REVENUE BONDS, LOANS, LEASE-PURCHASE PAYMENTS

	Principal Due FY 2024	Interest Due FY 2024	Total Obligation Due FY 2024	Bond Reg./ Paying Agent Fees Due FY 2024	Reductions due to Refinancing or Prepayment of Certified Debt	Paid from Sources OTHER THAN Budget Year Debt Service Levy	Amount Paid Budget Year Debt Service Levy
GO - TOTAL	1,097,000	230,520	1,327,520	0	0	1,089,320	238,200
NON GO - TOTAL	286,000	41,617	327,617	0	0	327,617	0
GRAND - TOTAL	1,383,000	272,137	1,655,137	0	0	1,416,937	238,200


**NOTICE OF PUBLIC HEARING -- PROPOSED BUDGET**  
**Fiscal Year July 1, 2023 - June 30, 2024**  
**City of: ELDRIDGE**

The City Council will conduct a public hearing on the proposed Budget at: Eldridge Community Center Meeting Date: 4/3/2023 Meeting Time: 07:00 PM

At the public hearing any resident or taxpayer may present objections to, or arguments in favor of, any part of the proposed budget. This notice represents a summary of the supporting detail of revenues and expenditures on file with the City Clerk and County Auditor.

City budgets are subject to protest. If protest petition requirements are met, the State Appeal Board will hold a local hearing. For more information, consult <https://dom.iowa.gov/local-budget-appeals>.

<b>The Budget Estimate Summary of proposed receipts and expenditures is shown below. Copies of the the detailed proposed Budget may be obtained or viewed at the offices of the Mayor, City Clerk, and at the Library.</b>				
The estimated Total tax levy rate per \$1000 valuation on regular property				7.95954
The estimated tax levy rate per \$1000 valuation on Agricultural land is				3.00368
<b>At the public hearing, any resident or taxpayer may present objections to, or arguments in favor of, any part of the proposed budget.</b>				
Phone Number		City Clerk/Finance Officer's NAME		
(563) 285-4841		Tony Rupe		
		Budget FY 2024	Re-estimated FY 2023	Actual FY 2022
<b>Revenues &amp; Other Financing Sources</b>				
Taxes Levied on Property	1	3,316,079	3,168,928	2,833,730
Less: Uncollected Property Taxes-Levy Year	2	0	0	0
<b>Net Current Property Taxes</b>	<b>3</b>	<b>3,316,079</b>	<b>3,168,928</b>	<b>2,833,730</b>
Delinquent Property Taxes	4	0	0	0
TIF Revenues	5	1,110,814	958,644	997,858
Other City Taxes	6	1,556,536	1,425,000	1,556,696
Licenses & Permits	7	117,600	120,400	199,450
Use of Money and Property	8	38,000	53,000	40,162
Intergovernmental	9	1,262,000	5,495,462	2,081,538
Charges for Fees & Service	10	9,534,149	10,697,550	8,379,564
Special Assessments	11	0	0	62,190
Miscellaneous	12	68,485	79,320	300,434
Other Financing Sources	13	0	0	400,000
Transfers In	14	2,791,552	3,125,062	2,703,035
<b>Total Revenues and Other Sources</b>	<b>15</b>	<b>19,795,215</b>	<b>25,123,366</b>	<b>19,554,657</b>
<b>Expenditures &amp; Other Financing Uses</b>				
Public Safety	16	1,775,195	1,651,447	1,591,150
Public Works	17	2,219,633	2,384,171	1,466,414
Health and Social Services	18	0	0	0
Culture and Recreation	19	380,997	562,210	614,727
Community and Economic Development	20	256,615	247,870	269,087
General Government	21	756,880	656,575	6,132,258
Debt Service	22	1,327,520	1,325,964	1,298,600
Capital Projects	23	2,525,657	5,619,060	410,981
<b>Total Government Activities Expenditures</b>	<b>24</b>	<b>9,242,497</b>	<b>12,447,297</b>	<b>11,783,217</b>
Business Type / Enterprises	25	9,157,555	8,675,418	7,348,191
<b>Total ALL Expenditures</b>	<b>26</b>	<b>18,400,052</b>	<b>21,122,715</b>	<b>19,131,408</b>
Transfers Out	27	2,791,552	3,125,062	2,703,035
Total ALL Expenditures/Transfers Out	28	21,191,604	24,247,777	21,834,443
<b>Excess Revenues &amp; Other Sources Over (Under) Expenditures/Transfers Out</b>	<b>29</b>	<b>-1,396,389</b>	<b>875,589</b>	<b>-2,279,786</b>
Beginning Fund Balance July 1	30	22,007,424	21,131,835	23,411,621
<b>Ending Fund Balance June 30</b>	<b>31</b>	<b>20,611,035</b>	<b>22,007,424</b>	<b>21,131,835</b>



# RESOLUTION 2023-11

## A RESOLUTION ESTABLISHING A POLICY FOR LAW ENFORCEMENT DONATED FUNDS

WHEREAS, the Eldridge Police Department will, at times, receive donation funds for the Eldridge Police Department and/or K-9 Fund, and

WHEREAS, these donated funds are to be deposited into the 008 Community Policing fund, and

WHEREAS, all funds donated to the Police Department must be used for law enforcement purposes, and

WHEREAS, the City Council of the City of Eldridge, Iowa, is responsible to approve all expenses made on behalf of the City, and

WHEREAS, the Police Chief and/or Deputy Chief may on occasion have recommendations to the City Council for expenses or purchases to be made from the donated funds.

NOW THEREFORE BE IT RESOLVED, that the City Council of the City of Eldridge, Iowa, directs the Police Chief and/or Deputy Chief to make all requests for the use of donated funds in writing to the City Council for consideration and approval.

PASSED AND APPROVED THIS XXTH DAY OF XXXXX 2023.

Attest:

\_\_\_\_\_  
Mayor, Frank King


\_\_\_\_\_  
City Administrator, Tony Rupe

Blackwell	<input type="checkbox"/> Yea	<input type="checkbox"/> Nay	<input type="checkbox"/> Absent
Cheek	<input type="checkbox"/> Yea	<input type="checkbox"/> Nay	<input type="checkbox"/> Absent
Collins	<input type="checkbox"/> Yea	<input type="checkbox"/> Nay	<input type="checkbox"/> Absent
Dockery	<input type="checkbox"/> Yea	<input type="checkbox"/> Nay	<input type="checkbox"/> Absent
Peeters	<input type="checkbox"/> Yea	<input type="checkbox"/> Nay	<input type="checkbox"/> Absent

Mayor Frank King  
Councilman Adrian Blackwell

Councilman Bruce Cheek  
Councilman Daniel Collins

Councilman Bernie Peeters  
Councilman Brian Dockery



# RESOLUTION 2023-12

## A RESOLUTION ESTABLISHING A POLICY FOR POLICE FORFEITURE FUNDS

WHEREAS, the Eldridge Police Department will, at times, receive forfeiture funds from cases in and around Eldridge, and

WHEREAS, the forfeiture funds are to be deposited into the 008 Community Policing fund, and

WHEREAS, all forfeiture funds must be used for law enforcement purposes in accordance with Iowa Code Chapter 809A, and

WHEREAS, the City Council of the City of Eldridge, Iowa, is responsible to approve all expenses made on behalf of the City, and

WHEREAS, the Police Chief and/or Deputy Chief may on occasion have recommendations to the City Council for expenses or purchases to be made from the forfeiture funds.

NOW THEREFORE BE IT RESOLVED, that the City Council of the City of Eldridge, Iowa, directs the Police Chief and/or Deputy Chief to make all requests for the use of forfeiture funds in writing to the City Council for consideration and approval.

PASSED AND APPROVED THIS XXTH DAY OF XXXXX 2023.

Attest:

\_\_\_\_\_  
Mayor, Frank King

\_\_\_\_\_  
City Administrator, Tony Rupe

Blackwell	<input type="checkbox"/> Yea	<input type="checkbox"/> Nay	<input type="checkbox"/> Absent
Cheek	<input type="checkbox"/> Yea	<input type="checkbox"/> Nay	<input type="checkbox"/> Absent
Collins	<input type="checkbox"/> Yea	<input type="checkbox"/> Nay	<input type="checkbox"/> Absent
Dockery	<input type="checkbox"/> Yea	<input type="checkbox"/> Nay	<input type="checkbox"/> Absent
Peeters	<input type="checkbox"/> Yea	<input type="checkbox"/> Nay	<input type="checkbox"/> Absent

Mayor Frank King  
Councilman Adrian Blackwell

Councilman Bruce Cheek  
Councilman Daniel Collins

Councilman Bernie Peeters  
Councilman Brian Dockery